

TANDEM FULL HEIGHT TURNSTILE

MODEL: MT403-1



Product introduction

The full height turnstile gate is also called a rotary turnstile door which are floor-to-ceiling turnstiles with mechanical rotating barriers. It is the highest safety solution compared with other turnstile gates. Because it is impossible for an unauthorized entrant to crawl under or climb over them. They operate similarly to a revolving door with the only difference being that they allow access to one person at a time by locking after a single person makes entry into the system.

The casing is made of high quality 304 stainless steel with powder coating which is robust, rigid and anti-rust and durable. The reasonable design and high configuration is to ensure the gates can move quickly and accurately, stably and quietly; with low-power consumption, energy conservation and environment protection.

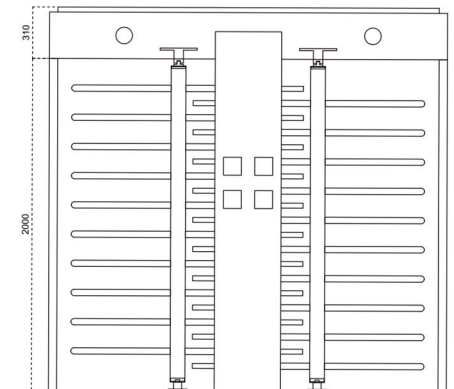
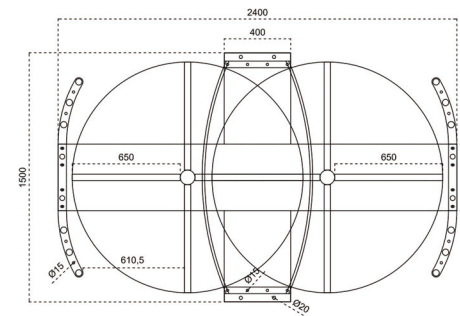
Full height turnstiles can be used for one-way or bi-directional passage depending on control requirements. They come in many different finishes including powder coated in iron or 304/316 stainless steel. It can be used outdoor and indoor. When multiple lanes of entry and exit traffic are required, full height turnstiles are also available.

A full height turnstile (or a group of full heights) is used when high-security access control is required. Greater clearance can be customized for luggage or handicapped access. Emergency egress in case of emergencies. Further, full height turnstiles can be fitted with turnstile safety sleeves for ease of use, protection, and insulation.

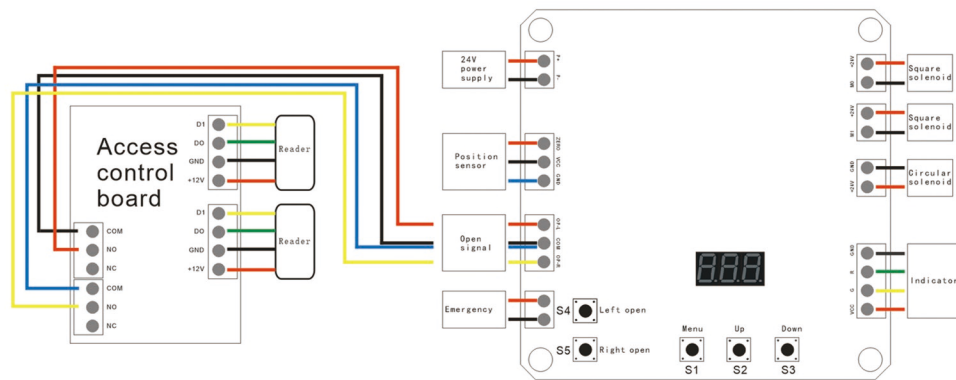
Technical Parameter

• Size	2400*1500*2310mm (can be customized)
• Material	SUS 304 Stainless steel
• Arm material	Dia. 38mm stainless steel
• Pass Width	standard 650mm
• Passage direction	Single directional/Bi-directional
• Pass rate	25-30 persons/minute
• Operating time	0.2 seconds
• Power input	AC100-240V, 50/60HZ
• Working voltage	24V
• Working humidity	30%~95%
• Working temperature	-40°C~+70°C
• Working environment	outdoor
• Input interface	Dry Contact Relay
• Mechanism	Semi-auto mechanism with hydraulic damper
• Solenoid	With radiator
• MCBF	3,000,000 Cycles
• Feature	Keep open when power off
• Application	Construction site, Hotels, Train Station, etc

Dimension of Turnstile



Wiring diagram



Access Control System



Feature

LED ALERTS	Indicate traffic direction with highly-visible green arrows and red X icons. It achieves real-time displaying which improves the passing rate and convenient maintenance.
EMERGENCY EXIT	Functionality allows free passage in the event of an emergency or power outage, automatic reset when power is restored.
WORKING DIRECTION	Single directional or Bi-directional is optional.
AUTOMATIC RESET	Arms will lock automatically within 5s (adjustable) if a person delays access.
HYDRAULIC DAMPER	Mechanism is equipped with hydraulic buffer device for shock absorbing. Low noise and impact when in operation.
ANTI-TAILING	The turnstile will stay in lock when open around 60 degrees (3 arms) or 45 degrees (4 arms) so the gate cannot run in reverse direction to prevent tail-gating.
RADIATOR	When the gate is standby, the solenoid keeps working, which will make the solenoid really hot. The temperature can reach 85-90°C. With a radiator, the temperature can reduce to 55-65°C, which will prolong the life span of the solenoid.
RUBBER BUFFER	There are four holes in the main shaft. We have added rubber as a buffer. So when the gate closes, the noise is quite small.
FAST UNLOCK	When there is a valid signal, the gate will unlock within 0.2s.
HIGH PERFORMANCE	Long service life with low operational cost.

Packaging



01

Packed in protective film and pearl cotton,



02

Fastened by belt and reinforced by beam



03

Packed in standard export wooden cases