
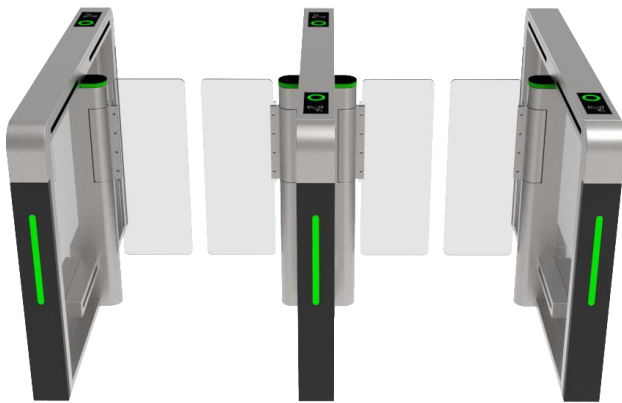




## SPEED GATE MT381



**MT381 speed gate** is a brand-new swing gate with fast response and fast opening speed. It can reach 0.3-0.8 seconds/time and 30-45 people/minute. And the speed can be adjusted, which is more than twice that of ordinary swing gates, which can facilitate pedestrians to pass quickly. This is a major advantage of speed gate. It effectively solves the problem of personnel retention, and is more aesthetics in appearance design, and is more favored by customers. It is a product that combines high safety and high-quality design.

The lobby turnstile is high compatibility, which can work with all third party access control system. It comes with 6 pairs infrared sensors to ensures the security of passage at high throughput. The reasonable design and high configuration is to ensure the gates can move quickly and accurately, stably and quietly; with low-power consumption, energy conservation and environment protection.

The speed gate is designed with security in mind. They have features like anti-tailgating technology, which prevents unauthorized individuals from following closely behind an authorized user to gain entry. These models also include alarms or indicators to alert security personnel to suspicious activity.



PASSING SPEED



PASSAGE FOR DISABLE



BI-DIRECTION



110V-220V  
POWER SUPPLY



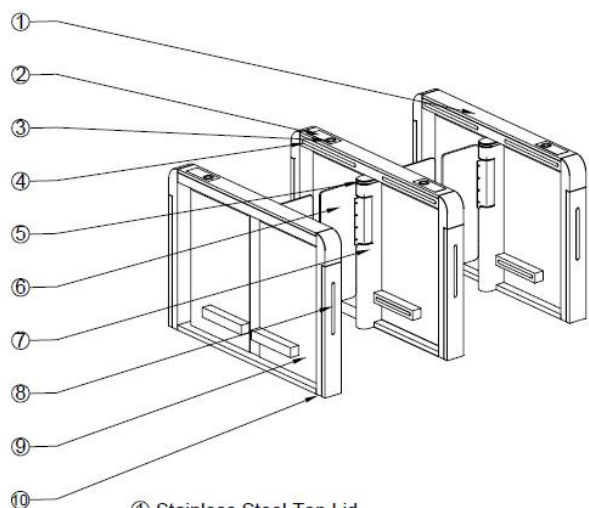
ANTI-TAILGATING



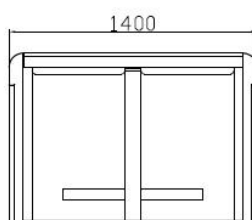
IP<sub>41</sub>  
PROTECTIVE LEVEL

# Technical Specifications

Dimension	1400*150*1000mm (4.59*0.49*3.28ft) (standard)
Material	304 Stainless steel and powder coated
Swing arm Material	Acrylic(standard) or Tempered glass
Passage Width	Standard 600mm (1.97ft)- Max 900mm(2.95ft)
Passage direction	Unidirectional/Bi-directional
Mechanism	Brushless Motor
IR Sensor	6 pairs
Pass rate	30-40 persons/minute
Operating time	0.2 seconds
Power Supply	100V-240V, 50/60Hz
Open Signal	Passive Relay (Dry Contact)
Communication	RS485
MCBF	3,000,000 Cycles
Working Temperature	-40°C ~ 70°C
Working Environment	Indoor
Relative Humidity	95% Maximum

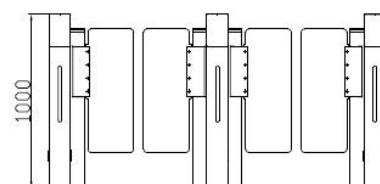
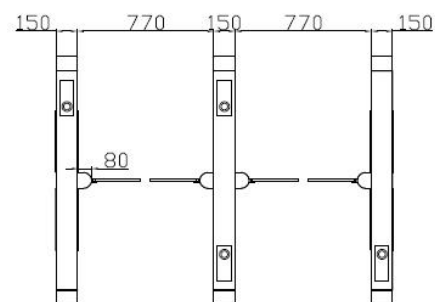


- ① Stainless Steel Top Lid
- ② Acrylic CARD Window
- ③ Direction Indicator
- ④ IR Sensor Cover
- ⑤ Lane Status Indicator
- ⑥ Acrylic Swing Arm
- ⑦ Mechanism
- ⑧ Lane Status Indicator
- ⑨ Acrylic Side Panel
- ⑩ Position of Fixing Screw



# Feature

- **LED ALERTS** Indicate traffic direction with highly-visible green and red. The front post LED will keep green arrow shows that the lane is available. The LED on the side will change based on the status of the gates.
- **LANE STATUS LED** If the access is granted, the LED will be in green. In standby, the LED is blue. If denied access, the LED flash red.
- **ALARM FUNCTION** Infrared sensor alarm function, in case of illegal intrusion and reverse intrusion.
- **EMERGENCY EXIT** The function allows free passage in the event of an emergency or power outage, automatic reset when power is restored.
- **WORKING DIRECTION** Single directional or Bi-directional is optional.
- **AUTOMATIC RESET** The swing arms will lock automatically within 5s (adjustable) if a person delay to access.
- **ANTI-COLLISION** When the gates instantaneously encounter an impulse force that is beyond the safety range, the arm will automatic reset in place. The mechanism will not be damaged at all.
- **ANTI-PASS BACK** The gate will stay in lock if someone wants to entry in the reverse direction.
- **ANTI-TRAILING** The gate will alarm if more than one person passby without permission.
- **ANTI-INTRUSION** The gate is locked automatically until a valid open signal is sent. When there is a valid signal, the gate will unlock within 0.2s (adjustable) .



## Customization

- Dimension: Can be made according to the client's site.
- Swing arm material available in glass or acrylic.
- Swing arm LED optional. The arms are more visible in the dark.
- Lights and infrared sensors can be added.
- Mounting base (for above floor wiring) and removable base (for temporary events) can be added.
- Cutouts can be customized to fit any reader. Swipe card icon can be cancelled.
- LOGO can be customized.
- Customized 3D drawings are available based on the site photos.
- OEM& ODM service is available.

➤ Please check with sales for customization fees.

## Access control system

*Our gates come with relay signals and RS485/RS232 interfaces. You can use your own access control system, or we can provide a complete access control system to you.*



Remote control



RFID card



QR code/ barcode



Counter



Face recognition



Fingerprint recognition



Coin/card collection



Button

## We also offer customization services.



*Cutouts can be customized to fit any reader.*



*LOGO can be customized.*



*Other frame colors available, RAL or RGB required.*



Black

Gray

Green

Blue

Red



Mounting base




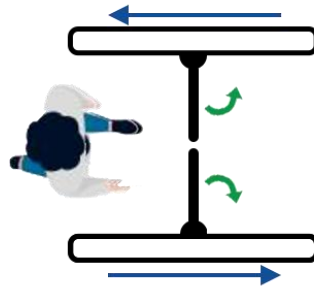
**MAIRS**



## Emergency mode



## Powered of equipment with Super Capacitor Backup




In case of a power outage, swing arms are unlocked and open automatically.

## Lane combination



One lane



## Two lanes



### Three lanes

