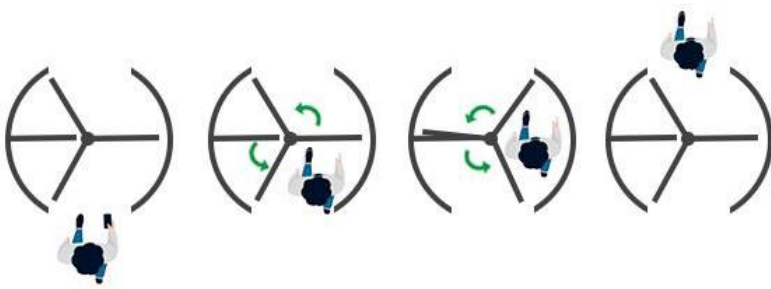


FULL HEIGHT TURNSTILE

MT402-2-B

MT402-2-B Full high turnstile gate is also called a rotary turnstile door which are floor-to-ceiling turnstiles with mechanical rotating barriers. It is highest safety solution compared with other turnstile gates. Because it can prevent climb over attempts, which is suitable for unmanned area. The frame material is made of iron with black powder coated. Powder coated color can be customized.

The mechanism comes with hydraulic damper, which can reduce the noise when operating. There is fire alarm interface, when emergency, the gate will be free egress. Full height turnstiles can be used for one-way or bi-directional passage depending on control requirements. Further, the turnstiles can be fitted with turnstile safety sleeves for ease of use, protection, and insulation.



On receiving a signal from the access control system or remote control, the mechanism unlocks and the arms can be pushed to pass through the gate in the authorised direction. It prevents two passages at one time, and if an unauthorised person attempts to enter from the opposite direction, the in-built locking mechanism stops any attempt to reverse the rotation.



PASSING SPEED



BI-DIRECTION




POWER SUPPLY



ANTI-TAILGATING



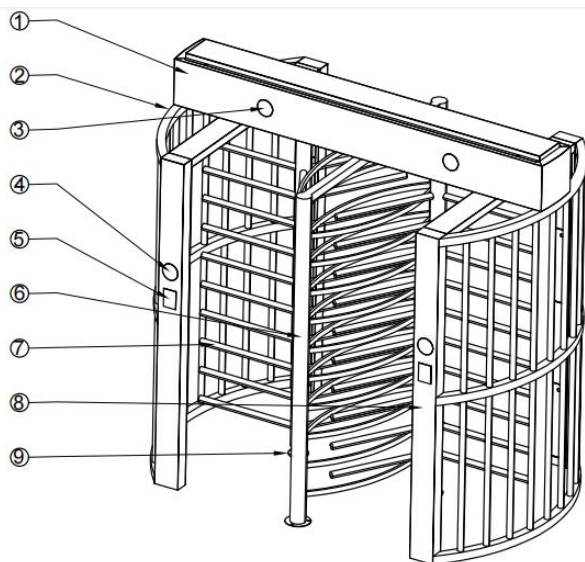
PROTECTIVE LEVEL



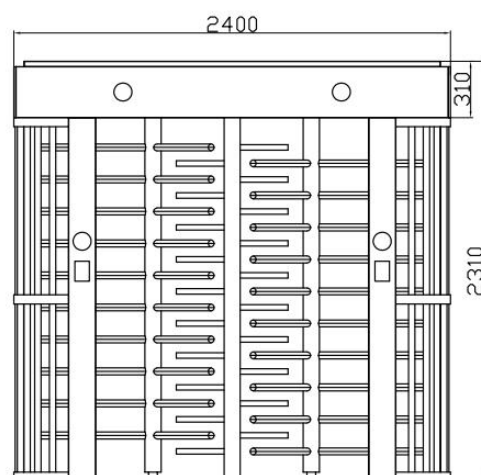
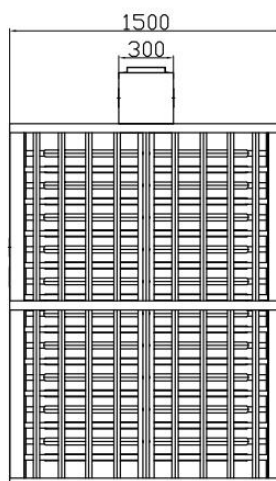
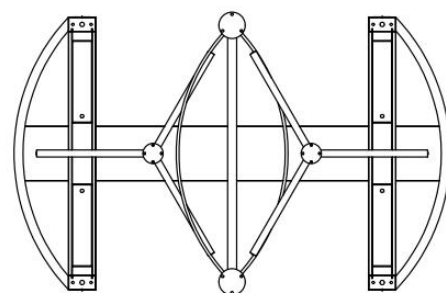
TEMPERATURE RANGE

Technical Specifications

Dimension	2400*1500*2310mm (7.87*4.92*7.58ft) (standard)
Passage Width	650mm (2.13ft) (standard)
Passage Height	2000mm (63.56ft) (standard)
Frame Material	Iron with powder coated (Colors can be customized)
Power Supply	100V-240V 50/60Hz
Drive Solenoid	DC 24V
Open Signal	Passive Relay (Dry Contact)
Communication	RS485
Working Direction	Bi-directional(standard), Unidirectional
Fire/Emergency	Free to exit
Working Temperature	-30°C ~ 80°C
Working Environment	Indoor and Outdoor
Relative Humidity	95% Maximum



- ① Top Case with Control Mechanism
- ② Access Way Wall
- ③ LED Indicator
- ④ LED Indicator
- ⑤ Card Reader or Scanner Location
- ⑥ Central Enclosure
- ⑦ Rotor with Barrier Rods
- ⑧ Enclosure Wall
- ⑨ Base



Feature

- The mechanism comes with mechanical anti-passback function.
- Equipped with a hydraulic shock absorber for less noise during operation.
- Y rotor mechanism: If rotor revolves to the angle 60° and it is blocked from reverse rotation.
- The full turnstile will lock after 5 seconds if there is open signal but no one pass. (The time can be adjusted in the control board)
- Automatic opening after emergency fire signal input.
- Normal open can be also controlled via control board or manual.
- Full turnstiles will automatically open when power failure.
- Controller with a display, more convenient to set parameters.

Access control system

Our gates come with relay signals and RS485/RS232 interfaces. You can use your own access control system, or we can provide a complete access control system to you.



Remote control



RFID card



QR code/ barcode



Counter



Face recognition



Fingerprint recognition




Coin/card collection



Button

We also offer customization services.



Various barrier rods are available.



Other colors available, RAL or RGB required.



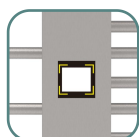
Black Gray Green Blue Red



With roof



With mounting base

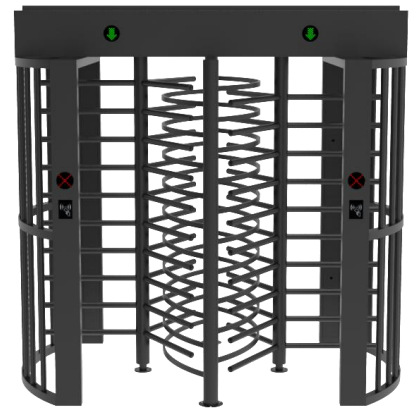
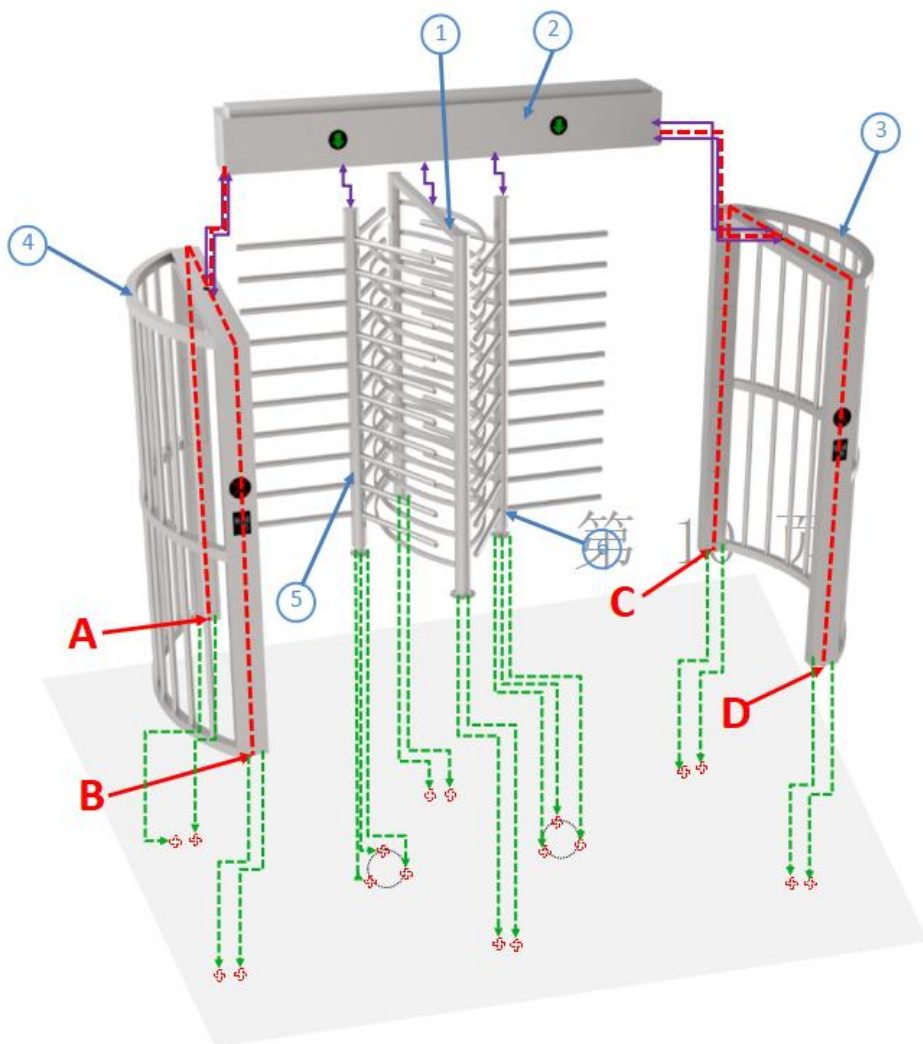


Cutouts can be customized to fit any reader.

Customization

- Dimension: Can be made according to the client's site.
- Barrier rod: Straight barrier rod to U-shape barrier rod; X rotor to Y rotor (some models).
- Material: Iron with powder coated, or 304 stainless steel (refer to MT402-2 brochure), 316 stainless steel (wet environment). The outer paint finish can be colour coded to match the local environment.
- Roof and lights can be added.
- Mounting base can be added.
- Cutouts can be customized to fit any reader.
- LOGO can be customized.
- Customized 3D drawings are available based on the site photos.
- OEM& ODM service is available.

➤ Please check with sales for customization fees.



Label description

- The power cable and LAN can go to the gate from A or B or C or D per your project requirement
- Fixing hole location
- + Expansion screw
- Assemble sequence number

